

## Create your own LEGO SCAVENGER HUNT!

Use these printable clue cards to set up a LEGO scavenger hunt. There are 16 clues that are designed to be used in any home. Some of them may not apply or work in your situation, but there are enough clues that you should be able to choose 8-10 of them to set up a good scavenger hunt!

### **How to Do the Scavenger Hunt:**

Gather a collection of LEGO minifigures to use in the hunt. The kids will be searching for the figures. Each clue card will direct kids to a common household location – like the refrigerator, inside a cup, in the mailbox, in a shoe, on a bookshelf, etc. Some of the clues are more challenging than others. Choose the ones you like based on the age of your kids and the length you'd like the scavenger hunt to be.

Then, hide your LEGO minifigures in locations that match the clues you chose. Make the hiding spots as easy or difficult as you'd like! For example, a minifigure can be in plain sight on a bookshelf, or it can be partially or totally hidden by books.

There are a couple of options for how to handle the clue cards. One option is to have the kids bring you the minifigures after they find them. They bring you a guy, and you hand them the next clue card. OR, you can hide the next card with the LEGO guy. For example, give them the clue that leads to the refrigerator. They'll find the next clue card WITH the LEGO guy in the refrigerator.

**TIP:** If you are doing this more than one child or even with a whole birthday party full of kids, I would recommend making a Ziploc bag with a set of clues for each participant or team. Then, the kids can spread out and solve the clues in any order. Have them write the guy they found on the back of each card. For example, if they found an alien in the refrigerator or a policeman on the bookshelf, they can mark those clue cards accordingly.

## Terms and Conditions of Use

Thank you for visiting Frugal Fun for Boys and Girls! I hope that you find this download to be useful!

This file is for personal, classroom, or public library use only. By using this file, you agree that you will not copy or reproduce the file except for your own personal, non-commercial use.

**You may** print as many copies as you'd like to use in your own classroom, home, or public library.

**You may** post online about a printable (for example, taking a photo of your child or student using it), but you must give proper credit to Frugal Fun for Boys and Girls and must link to the original source for downloading.

**You may not** claim my files as your own or alter them in any way.

**You may not** sell or in any way profit from my electronic files.

**You may not** store or distribute my files on any other website or another location where others are able to electronically retrieve them. For example, you may not post them to Facebook forums or Dropbox.

**You may not** email my files to others or transmit them in any other fashion.

Copyright Frugal Fun for Boys and Girls 2020

Clipart by Zip-a-Dee-Do-Dah Designs:

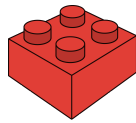
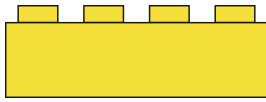
<https://www.teacherspayteachers.com/Store/Zip-a-dee-doo-dah-Designs>

And Lovin' Lit: <https://www.teacherspayteachers.com/Store/Lovin-Lit>

Font by Kimberly Geswein Fonts:

<https://www.teacherspayteachers.com/Store/Kimberly-Geswein-Fonts>



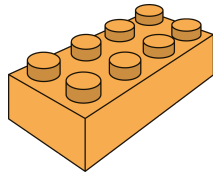


Everyone comes  
here, young and old.  
You'll find me where  
it's very cold.

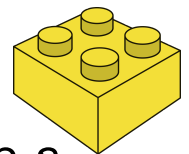
I'm inside something.  
You just have to  
think! You need this  
when you get a drink.



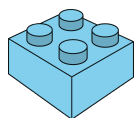
I'm near something  
that gives you light.  
It helps you see when  
it is night.



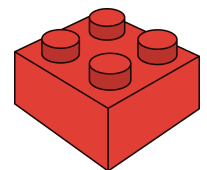
Find me near  
something with a  
spine, but it's not a  
person. It has leaves,  
but it's not a tree.



I'm in a machine  
that gets things  
very clean! But if I  
spin around again,  
I'm going to  
scream!



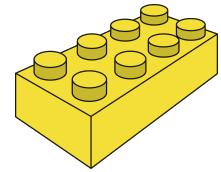
I'm in a spot I like to  
be, because there  
are snacks right  
around me!



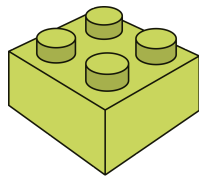


I'm inside something that walks around, from yard to street to school to town.

I'm in a place with lots of letters, but it's not a book, it's even BETTER!



I'm with something that the dog needs for a walk. We take it when we go around the block.

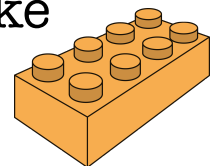


If you're getting tired of looking, don't despair! Look for a place to rest your head, and you just might find me there.



If you want to find me, then take a look near the things we use to cook!

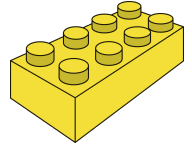
I'm tricky to find but I'll give you a hint... The thing I'm hiding near tastes like mint!



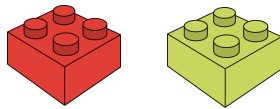
I'm hiding by something  
with hands and a face.  
But if you're thinking of  
a person, that is not the  
case!



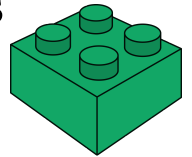
It seems like a forest,  
to me – not to you.  
The “trees” in this  
forest are as tall as  
your shoe!



I'm hiding near that  
comes in twos... and  
matching them up  
really gives you the  
blues!



I'm hiding by  
something with an  
interesting skill. As  
it dries, it gets  
wetter still!



### ANSWERS:

1. Refrigerator
2. Cup
3. Lamp or night light
4. Book
5. Washing machine
6. Pantry or cupboard
7. Shoe
8. Mailbox
9. Dog leash
10. Pillow
11. Cooking utensils
12. Toothpaste
13. Clock
14. Flower bed/garden
15. Socks/sock drawer
16. Towel