

# LEGO® Spring Themed Mosaic Building Cards

Make 8 different Easter Perler bead designs with these printable pattern cards! I recommend printing them on card stock for durability. Punch a hole in the corner of each card and put them on a metal ring to make a quick “pattern book.” Encourage kids to adjust the design or colors based on the beads they have.

## Terms and Conditions of Use

Thank you for visiting Frugal Fun for Boys and Girls! I hope that you find this download to be useful! This file is for personal, classroom, or public library use only. By using this file, you agree that you will not copy or reproduce the file except for your own personal, non-commercial use.

**You may** print as many copies as you’d like to use in your own classroom, home, or public library.

**You may** post online about a printable (for example, taking a photo of your child or student using it), but you must give proper credit to Frugal Fun for Boys and Girls and must link to the original source for downloading.

**You may not** claim my files as your own or alter them in any way.

**You may not** sell or in any way profit from my electronic files.

**You may not** store or distribute my files on any other website or another location where others are able to electronically retrieve them. For example, you may not post them to Facebook forums or Dropbox.


**You may not** email my files to others or transmit them in any other fashion.

Copyright Frugal Fun for Boys and Girls 2023


Font by Kimberly Geswein Fonts: <https://www.teacherspayteachers.com/Store/Kimberly-Geswein-Fonts>



# Duck



# Duck






# Cross




# Easter Egg





# Bunny




# Chick





# Basket



# Bunny

